

Data collection of Environmental Report in fiscal year 2008

- ☒ Acquisition of ISO 14001 Certification
- ☒ Fiscal 2008 Audit Results
- ☒ Hino Motors' Business Activities and Their Environmental Impact in Fiscal 2008
- ☒ Participants in Environment-Related Educational Programs in Fiscal 2008
- ☒ Environmental Conservation Costs
- ☒ Environmental Conservation Costs ((1) Economic results / (2) Reductions from distribution)
- ☒ Major Environmental Performance Trends in Fiscal 2008
(Total CO₂ emissions and basic units / Emission volume / Total amount of packaging material usage
Emissions of substances subject to the Pollutant Release and Transfer Register Law of Japan /
Volatile organic compound (VOC) emissions from the Hamura Plant
Measured trichloroethylene levels in drinking water)
- ☒ Environmental Activities at Plants and Data based on Environment-Related Laws and Regulations
☐ Headquarters / Hino Plant / ☐ Hamura Plant / ☐ Nitta Plant
☐ The Americas / ☐ Thailand / ☐ Indonesia / ☐ Pakistan / ☐ Shanghai, China
- ☒ Acquisition of ISO and EMD Certification by Hino Motors Group
- ☒ FY2008 Major Environmental Data of Hino Motors Group Production Facility

■ Acquisition of ISO 14001 Certification

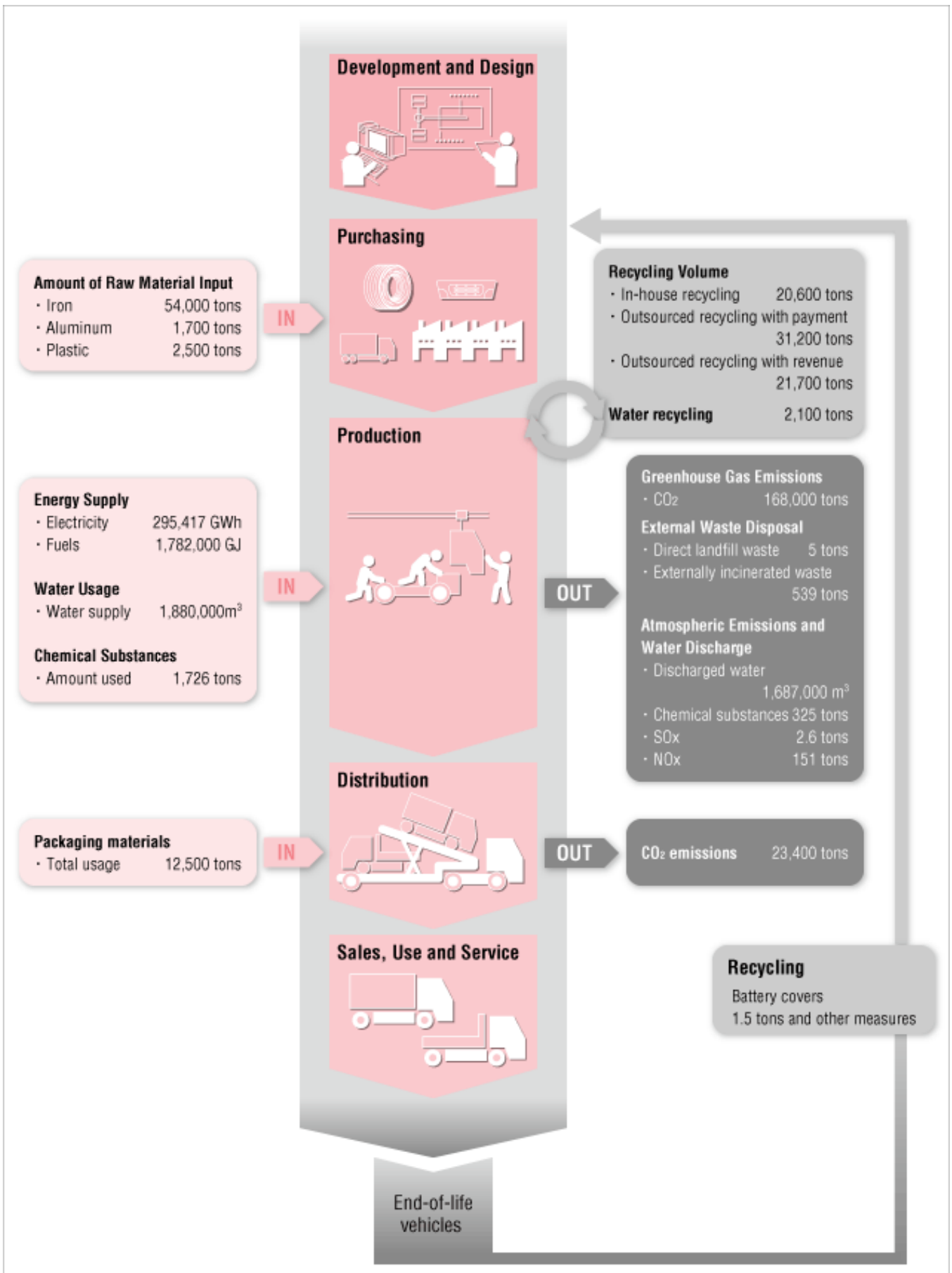
Organization/Entity	Function	Date of acquisition
Headquarters & Hino Plant	Manufacturing, product development, production engineering, headquarters and overseas operations*	March 24, 2001
Hamura Plant	Manufacturing	March 10, 1999
Nitta Plant	Manufacturing	March 27, 2000
Oume Parts Center	Parts distribution	January 11, 2002
Hidaka Delivery Center	Vehicle distribution	January 11, 2002
Tamachi Office	Domestic operations	April 25, 2003

■ Fiscal 2008 Audit Results

(Unit: Number of instances)

Office/Entity	Type of Audit	Major Non-Conformance	Minor Non-Conformance	Observations
Headquarters & Hino Plant	Surveillance	0	0	3
Hamura Plant	Surveillance	0	0	3
Nitta Plant	Renewal audit	0	1	3
Oume Parts Center/Hidaka Delivery Center	Surveillance	0	0	3
Tamachi Office	Renewal audit	0	0	4

■ Hino Motors' Business Activities and Their Environmental Impact in Fiscal 2008



■ Participants in Environment-Related Educational Programs in Fiscal 2008

Program	Number of participants
New employee introductory training	470
Manager training	127
Newly appointed manager training	57

■ Environmental Conservation Costs

Unit: millions of yen (- indicates less than one million yen)

Environmental Conservation Costs		FY2008 Results		FY2007 Results		Difference between years	
Item	Description of major initiatives	Investments	Costs	Investments	Costs	Investments	Costs
(1) Costs in operational areas		137	707	33	740	104	-32
1) Pollution prevention costs	Costs for the prevention of air, water, and other pollution	106	374	25	381	81	-8
2) Global environmental conservation costs	Costs of energy conservation facilities and global environmental conservation	31	7	7	5	24	2
3) Resource recycling Costs	Costs of resource recycling waste treatment, etc.	0	326	1	354	-1	-28
(2) Upstream and downstream costs	Additional costs for reducing environmental load	0	112	0	131	0	-19
(3) Management activity costs	Costs for monitoring and measuring environmental load	0	418	0	404	0	14
(4) Research & development costs	Costs of research and development for reducing environmental load	0	22,221	0	23,858	0	-1,637
(5) Social activity costs		0	4	0	5	0	-1
(6) Environmental remediation costs		0	0	0	0	0	0
Total		137	23,463	33	25,138	104	-1,675

Results of Environmental Conservation

(1) Economic results

Unit: millions of yen (- indicates less than one million yen)

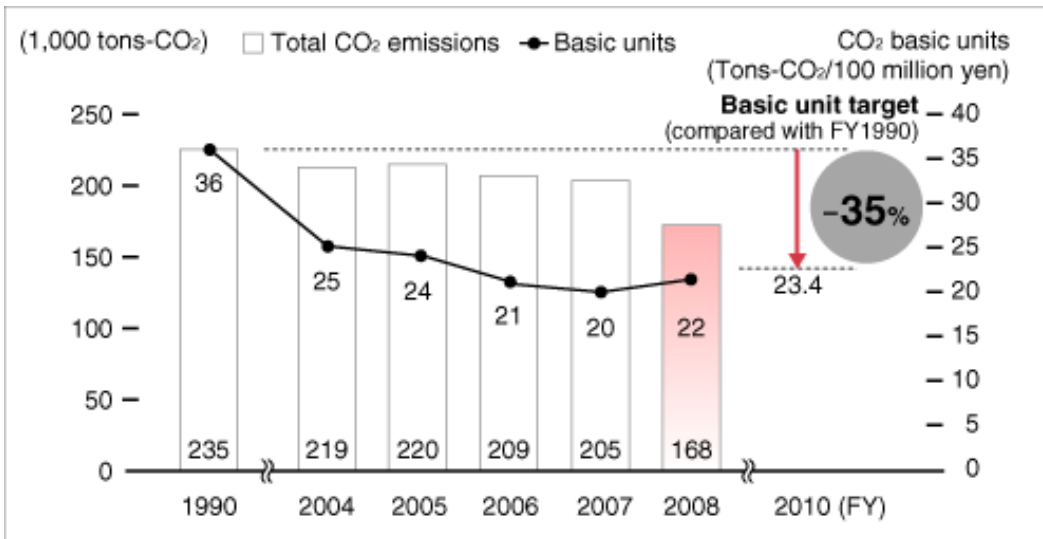
	Details of results	FY2008	FY2007

Profits	Operational income from recycling	1,338	1,440
Reduced costs	Reduction in energy costs due to energy conservation	1	6
	Reduction in waste treatment costs due to resource conservation and recycling	0	2
Total		1,339	1,448

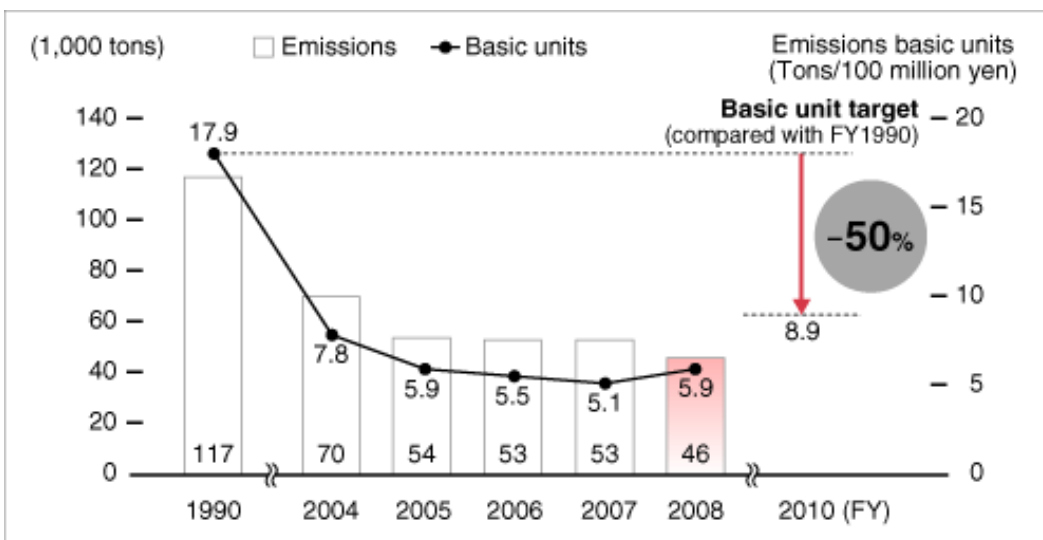
(2) Reductions from distribution

Item	FY2008	FY2007
CO ₂ reduction (tons-CO ₂)	26	211
Waste reduction (tons)	-	95

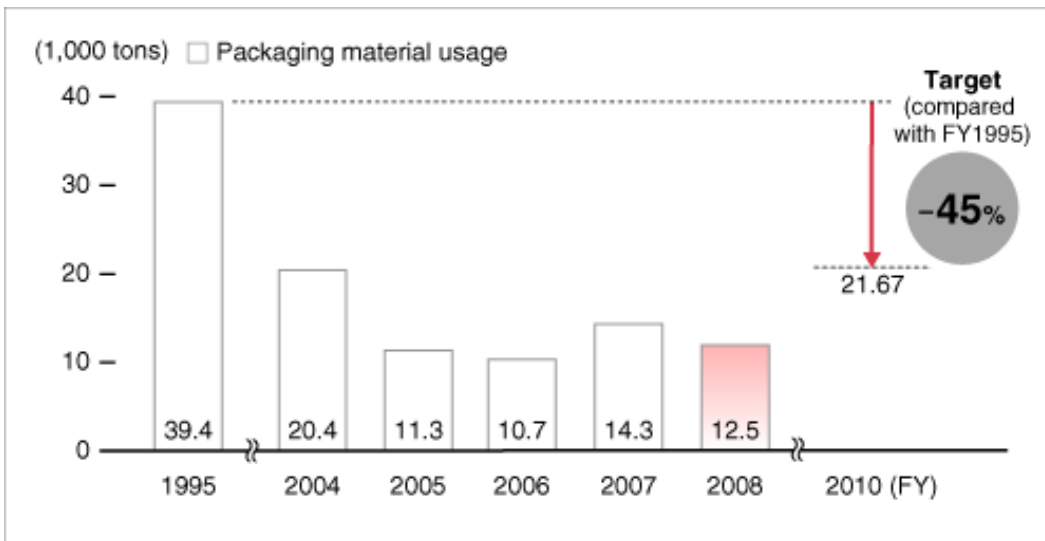
■ Total CO₂ emissions and basic units



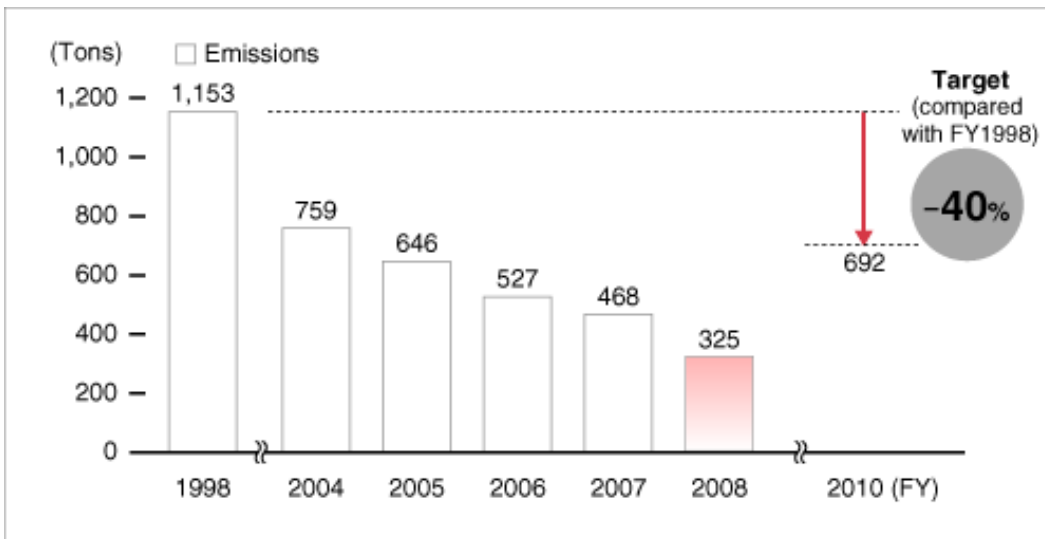
■ Emission volume



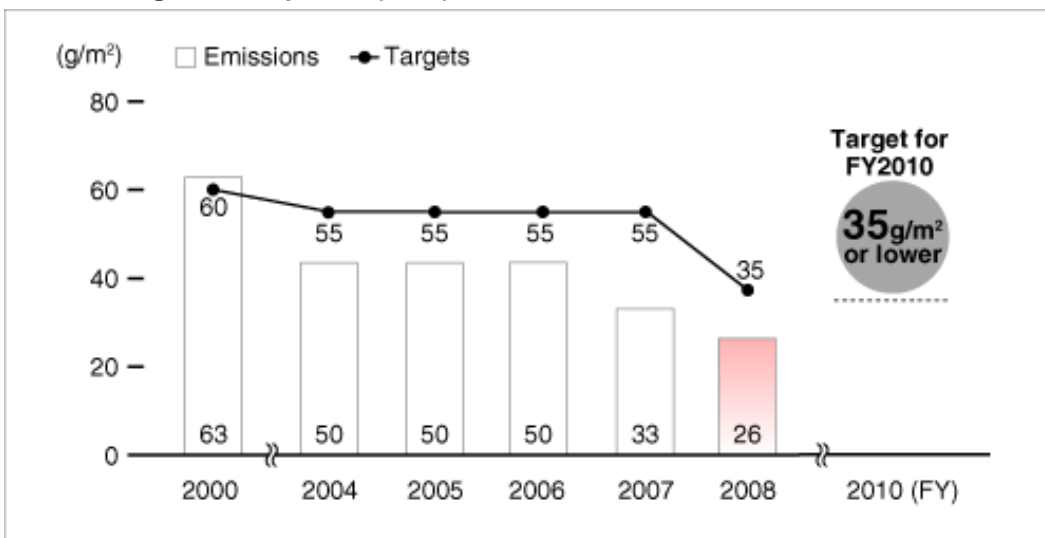
■ Total amount of packaging material usage



■ Emissions of substances subject to the Pollutant Release and Transfer Register Law of Japan



■ Volatile organic compound (VOC) emissions from the Hamura Plant



■ Measured trichloroethylene levels in drinking water

(Environmental limits: 0.03 mg/l)

Location	FY2008 level
Headquarters and the Hino Plant	ND~0.055 mg/l
Hamura Plant	ND~0.143 mg/l

Note: Ongoing purification measures are in progress.

■ Environmental Activities at Plants and Data based on Environment-Related Laws and Regulations

Headquarters / Hino Plant

Acquisition of ISO 14001 certification:
March 24, 2001



Tsunehiko Fujii

Environment Management Coordinator
Headquarters & Hino Plant

Plant overview

Address:	1-1, Hinodai 3-chome, Hino-shi, Tokyo
Major products:	Heavy-duty trucks (Hino Profia) Medium-duty trucks (Hino Ranger)
Employees:	5,500
Site area:	447,081 m ²
Total floor space:	405,097 m ²

Environmental Policies

1. Harmonious coexistence with society and the environment
2. Continuous improvements and prevention of environmental pollution
3. Compliance with laws and regulations
4. *Mottainai* mindset is the basis for all activities
5. Enhancement of individual environmental awareness

Through Each Plant Hino Motors Strives to Manufacture Quality Vehicles and Support Transportation that Is Friendly to the Earth and People

At our Headquarters & Hino Plant, we are actively establishing varied and diverse targets that set the direction for our environmental initiatives. In diligently working to achieve these goals, Hino Motors is endeavoring to minimize the environmental load created by both production and distribution processes. Based on these activities, we recognize that continuing efforts to supply products with leading environmental performance to society lie at the heart of our corporate social responsibility. As a result, we constantly review and work to lower the environmental load of every function of our business from development to purchasing, production, preparation, and office management. In this manner, our ultimate goal is to harmoniously coexist with the global environment. Furthermore, in addition to the *mottainai* mindset held by each employee, which in Japanese conveys an attitude of preventing waste, we make efforts to eliminate *muda*, *mura*, and *muri* (unprofitable, unsteady and unreasonable, respectively) in our energy-saving and resource-saving activities while at the same time engaging in activities aimed at protecting the natural environment.

Located in close proximity to a residential area, the Hino Plant makes every effort not to disturb or comprise the lives of its neighbors. As a result, we strictly adhere to measures that minimize noise, vibration, and odor. Looking ahead, we will continue to manufacture quality vehicles and support transportation that is friendly to the earth and people.

■ Award Record

FY2003	Winner of the Highest Award presented by the Chairperson of the Electric Safety Kanto Committee
FY2005	Winner of the Highest Award presented by the Kanto Region Electricity Usage Rationalization Committee
FY2006	Winner of the Highest Award presented by the Kanto Region Electricity Usage Rationalization Committee
FY2007	Winner of the Highest Award for Electric Safety and Electricity Usage Rationalization
FY2008	Winner of the Highest Award for Electric Safety and Electricity Usage Rationalization
FY2008	Winner of the Highest Award presented by the Kanto Region Electricity Usage Rationalization Committee
FY2008	Winner of the Chairperson's Award presented by the High Pressure Gas Safety Institute of Japan

311	compounds	1.8	0.0	0.0	0.3	0.0	0.0	0.0	1.4
	Total	510.2	50.0	0.0	9.5	0.0	12.0	14.9	423.7

- 1. Applies to volumes handled equal to one ton or more (or 500 kg or more in the case of Specified Class I Designated Chemical Substances)
- 2. Volume removed/disposed: Volume removed by incineration, decomposition or other treatment method
- 3. Volume consumed: Volume converted to other substances by chemical reaction or incorporated in or appended to products and removed from the premises

Hamura Plant

Acquisition of ISO 14001 certification:
March 10, 1999



Kazuharu Tanaka

Environment Management Coordinator
Hamura Plant

Plant overview

Address:	3-1-1 Midorigaoka, Hamura-shi, Tokyo
Major products:	Light-duty trucks
Employees:	3,000
Site area:	750,770 m ²
Total floor space:	384,027 m ²

Environmental Policies

1. Promotion of business activities in harmony with the natural environment
2. Effective utilization of limited resources
3. Development of a partnership with the local community

Striving to Become an Eco-Friendly Plant

Based on an environmental policy of promoting business activities in harmony with nature, the Hamura Plant is working to continuously improve its environmental efforts with the aim of becoming an eco-friendly plant.

While complying with existing environmental laws, we are engaged in plant-wide improvement activities to achieve the goals set under our environment conservation plan. We are actively promoting energy-saving and resource-saving activities to effectively utilize limited resources. We are also developing smoother workflows by upgrading safety conditions and quality levels. As a result, we have reduced the environmental load of the plant as a whole. We will also actively interact with people in the local community, and establish a good partnership with the community.

■ Award Record

October 2004	Winner of the Chairperson's Award presented by the High Pressure Gas Safety Institute of Japan
February 2005	Winner of the Director-General's Award presented by the Natural Resources and Energy Agency
November 2005	Winner of the Prevention Manager's Award presented by the Tokyo Fire Department
February 2006	Winner of the Highest Award presented by the Kanto Region Electricity Usage Rationalization Committee
July 2006	Winner of the Champion's Award presented by the Firefighting Training Board
February 2007	Winner of the Highest Award presented by the Kanto Region Electricity Usage Rationalization Committee
February 2008	Winner of the Highest Award presented by the Kanto Region Electricity Usage Rationalization Committee
February 2008	Winner of the Chairperson's Award presented by the Energy Conservation Center
February 2009	Winner of the Ministry of Economy, Trade and Industry Minister's Award for Excellence in Plant Energy Management

Data Based on Environment-Related Laws and Regulations

■ Water Quality (Sewerage Law) and Effluent Water Quality Analysis (Sewer Effluent)

Item	Regulatory limit	Max.	Min.	Avg.
Discharge volume (m ³ /day)	-	4,382	9	1,605
pH	5.7-8.7	7.3	6.7	7
BOD (mg/l)	300	10	1.5	3.8
SS (mg/l)	300	12	1	4
N-hexane (mg/l)	5	ND	ND	ND
Total phosphorous (mg/l)	16	11	0.2	1.8
Total nitrogen (mg/l)	120	18	2.3	5.9
Zinc content (mg/l)	2	0.3	0.2	0.3
Fluorine compounds (mg/l)	8	0.7	0.4	0.5

ND: Not Detected (Less than the minimum determined limit)

■ Air Quality (Air Pollution Control Law and Prefectural Ordinances)

Equipment	Measured substance	Regulatory limit	Max.	Min.	Avg.
Cogeneration equipment (processed natural gas)	NOx (ppm)	35	26	15	20.2
	Soot and dust (g/Nm ³)	0.05	ND	ND	ND
Drying furnaces (processed natural gas)	NOx (ppm)	250	40	5	10
	Soot and dust (g/Nm ³)	0.2	0.01	ND	0.003

ND: Not Detected (Less than the minimum determined limit)

■ Chemical Substances (PRTR Law)

(Unit: tons/year)

Cabinet Order No.	Class I Designated Chemical Substances	Volume handled ¹	Volume discharged		Volume transferred		Volume recycled	Volume removed/disposed ²	Volume consumed ³
			Air	Water	Waste	Public sewer system			
1	Water-soluble zinc compounds	5.8	0.0	0.0	1.7	0.0	0.0	0.0	4.1
16	2-aminoethanol	1.4	0.0	0.0	0.2	0.0	0.0	1.2	0.1
30	Bisphenol A epoxy resin (limited to its liquid form)	5.6	0.0	0.0	0.8	0.0	0.0	0.0	4.8
40	Ethylbenzene	56.3	39.0	0.0	0.7	0.0	3.2	1.3	12.1
43	Ethylene glycol	571.8	0.0	0.0	0.5	0.0	0.0	0.0	571.2
44	Ethylene glycol monoethyl ether	7.9	7.9	0.0	0.0	0.0	0.0	0.0	0.0
63	Xylene	147.8	79.1	0.0	1.3	0.0	7.4	4.5	55.5
101	2-ethoxyethyl acetate	9.9	9.9	0.0	0.0	0.0	0.0	0.0	0.0
224	1, 3, 5-trimethylbenzene	9.6	4.3	0.0	0.9	0.0	4.0	0.4	0.0
227	Toluene	157.1	68.5	0.0	0.3	0.0	0.0	1.7	86.6

232	Nickel compounds	1.0	0.0	0.0	0.6	0.0	0.0	0.0	0.4
299	Benzene	6.5	0.0	0.0	0.0	0.0	0.0	0.0	6.5
311	Manganese and its compounds	9.6	0.0	0.0	0.5	0.0	0.0	0.0	9.0
	Total	990.1	208.6	0.0	7.5	0.1	14.6	9.1	750.2

- 1. Applies to volumes handled equal to one ton or more (or 500 kg or more in the case of Specified Class I Designated Chemical Substances)
- 2. Volume removed/disposed: Volume removed by incineration, decomposition or other treatment method
- 3. Volume consumed: Volume converted to other substances by chemical reaction or incorporated in or appended to products and removed from the premises

Nitta Plant

Acquisition of ISO 14001 certification:
March 27, 2000



Akihiko Yoshikawa
Environment Management
Coordinator
Nitta Plant

Plant overview

Address:	10-1 Nittahayakawa-cho, Ota-shi, Gunma Prefecture
Major products:	Medium- and light-duty truck engines, medium- and heavy-duty truck transmissions, and medium-duty truck axles
Employees:	1,400
Site area:	393,932 m ²
Total floor space:	182,063 m ²

Environmental Policies

1. Harmony with the community and harmonious coexistence with the environment
2. Prevention of environmental pollution as the base for all operations
3. Compliance with laws and regulations
4. No waste and no wasteful use
5. Enhancement of each individual's environmental awareness

Striving to Become a People-Friendly, Environment-Friendly, Clean Plant

At the Nitta Plant, located in a lush green setting, we have made the 3Ss (*seiri*, *seiton* and *seisou*, meaning well-organized, well-arranged and clean) as the basis for all plant activities. We are also promoting environmental conservation and improvement activities with a sustained awareness of environmental load based on the Nitta Plant Environment Policy.

By working to prevent environmental risks before they occur focusing particularly on upstream production activities, we are working to alleviate environmental risk. As a further initiative for reducing load of the environment, all plant personnel are aiming at higher goals for the prevention of global warming. At the same time, we will make efforts to maintain a clean plant that is accepted by the local community as friendly to people and the environment.

■ Award Record

- FY2002 Winner of the Director-General's Award (Electrical Division) presented by the Natural Resources and Energy Agency
- FY2003 Winner of the Energy Conservation Activity Excellent Group Award presented by the Kanto Bureau of Economy, Trade and Industry
- FY2004 Winner of the Director-General's Award (Heat Division) presented by the Natural Resources and Energy Agency

Data Based on Environment-Related Laws and Regulations

■ Water Quality (Water Pollution Control Law, Prefectural Ordinances and Environmental Pollution Prevention Agreement with the Local Government)

Effluent water quality analysis (river channel and discharge site: Tone River via Hayakawa River)

Item	Regulatory limit	Max.	Min.	Avg.
Discharge volume (m ³ /day)	-	736	0.9	406
pH	6.0-8.0	7.9	7.3	7.5
BOD (mg/l)	10	1	ND	ND
SS (mg/l)	15	ND	ND	ND
N-hexane (mg/l)	3	ND	ND	ND
Total phosphorous (mg/l)	60	0.1	ND	ND
Total nitrogen (mg/l)	120	10	4	8
Zinc content (mg/l)	1	0.06	0.02	0.04
Fluorine compounds (mg/l)	1.5	ND	ND	ND

ND: Not Detected (Less than the minimum determined limit)

■ Air Quality (Air Pollution Control Law and Prefectural Ordinances)

Equipment	Measured substance	Regulatory limit	Max.	Min.	Avg.
Continuous furnace #1 (kerosene)	NOx (ppm)	180	110	60	88
	Soot and dust (g/Nm ³)	0.1	0.03	ND	0.01

■ Chemical Substances (PRTR Law)

(Unit: tons/year)

Cabinet Order No.	Class I Designated Chemical Substances	Volume handled ¹	Volume discharged		Volume transferred		Volume recycled	Volume removed/disposed ²	Volume consumed ³
			Air	Water	Waste	Public sewer system			
1	Water-soluble zinc compounds	1.1	0.0	0.0	0.3	0.0	0.0	0.0	0.8
25	Antimony and its compounds	7.6	0.0	0.0	0.2	0.0	0.0	0.0	7.4
40	Ethylbenzene	12.4	11.8	0.0	0.0	0.0	0.0	0.0	0.6
43	Ethylene glycol	38.7	0.0	0.0	19.4	0.0	0.0	0.0	19.4
63	Xylene	23.5	17.3	0.0	0.0	0.0	0.0	0.0	6.2
68	Chromium & trivalentchromium compounds	46.8	0.0	0.0	0.9	0.0	0.0	0.0	45.9
224	1, 3, 5-trimethylbenzene	6.8	6.8	0.0	0.0	0.0	0.0	0.0	0.0
227	Toluene	35.2	30.7	0.0	0.0	0.0	0.0	0.0	4.5
232	Nickel compounds	1.0	0.0	0.0	0.1	0.0	0.0	0.0	0.9
266	Phenol	10.2	0.0	0.0	0.0	0.0	0.0	10.2	0.0
311	Manganese and its compounds	25.4	0.0	0.0	0.7	0.0	0.0	0.0	24.6

346	Molybdenum and its compounds	16.9	0.0	0.0	0.1	0.0	0.0	0.0	16.8
	Total	225.7	66.5	0.0	21.8	0.0	0.0	10.2	127.2

- 1. Applies to volumes handled equal to one ton or more (or 500 kg or more in the case of Specified Class I Designated Chemical Substances)
- 2. Volume removed/disposed: Volume removed by incineration, decomposition or other treatment method
- 3. Volume consumed: Volume converted to other substances by chemical reaction or incorporated in or appended to products and removed from the premises

The Americas



Plant overview

Company name:	Hino Motors Manufacturing U.S.A., Inc.
Head office address:	37777 Interchange Drive, Farmington Hills, MI 48335
Description of business:	Manufacture of Hino Motors vehicles, sale of service parts, manufacture and sale of automobile parts and components, other

Environmental Policies

- 1.Reduce the negative impact on the environment
- 2.Increase efforts with regard to pollution prevention and recycling activities
- 3.Ensure strict compliance with established rules and regulations
- 4.Promote continuous improvement

■ Data Based on Environment-Related Laws and Regulations

CO ₂ emissions	2,065 t-CO ₂
Incinerated waste	157 t
Direct landfill waste	51 t
Water usage	5,000 m ³

Thailand



Plant overview

Company name:	Hino Motors Manufacturing (Thailand) Ltd.
Head office address:	No. 99 Moo 3, Thepharak Road, Samrong Nua, Muang Samutprakarn, Samutprakarn Province, Thailand
Description of business:	Manufacture and sale of Hino Motors trucks and buses, manufacture and sale of automobile parts and components

Environmental Policies

- 1.Coexist in harmony with the global environment
- 2.Strengthen and manage the company's environmental pollution prevention structure and systems
- 3.Ensure strict compliance with laws, regulations and other environmental policies
- 4.Protect energy and natural resources
- 5.Ensure appropriate waste disposal and treatment

- 6.Promote employee awareness
- 7.Promote environmental policy disclosure

■ **Data Based on Environment-Related Laws and Regulations**

CO ₂ emissions	21,271 t-CO ₂
Incinerated waste	0 t
Direct landfill waste	1,529 t
Water usage	300,000 m ³

Indonesia



Plant overview

Company name:	PT. Hino Motors Manufacturing Indonesia
Head office address:	Kawasan Industri Kota Bukit Indah Blok D1 No.1 Purwakarta 41181, Jawa Barat, Indonesia
Description of business:	Manufacture and sale of Hino Motors trucks and buses

Environmental Policies

- 1.Coexist harmoniously with the environment
- 2.Position prevention at the heart of all business activities
- 3.Ensure strict compliance with laws and other regulations
- 4.No waste and no wasteful use
- 5.Promote individual awareness

■ **Data Based on Environment-Related Laws and Regulations**

CO ₂ emissions	1,800 t-CO ₂
Incinerated waste	39 t
Direct landfill waste	0 t
Water usage	28,000 m ³

Pakistan



Plant overview

Company name:	Hinopak Motors Limited
Head office address:	D-2, S.I.T.E. Manghopir Road Karachi-75700, Pakistan
Description of business:	Manufacture and sale of Hino Motors trucks and buses, supply and sale of mounting superstructures and the import and sale of service parts

Environmental Policies

- 1.Promote the prevention of pollution and environmental load reduction
- 2.Effectively use energy and other resources

- 3.Ensure strict compliance with environmental laws and regulations
- 4.Continuously improve environmental performance
- 5.Implement employee education and training

■ Data Based on Environment-Related Laws and Regulations

CO ₂ emissions	2,859 t-CO ₂
Incinerated waste	51 t
Direct landfill waste	0 t
Water usage	89,000 m ³

Hinopak Motors received awards for its *Environment and Sustainability Report 2007E|2008* from three independent organizations.¹ The report received high acclaim as a communication tool aimed at the local community from in terms of both the content and reliability.

1. The organizations are the Pakistan Environmental Reporting Awards 2008, Association of Chartered Certified Accountants in Japan, and World Wide Fund for Nature.

Shanghai, China



Plant overview

Company name:	Shanghai Hino Engine Co., Ltd.
Head office address:	179, Huancheng East Road, Fengxian District, Shanghai, China
Description of business:	Manufacture and sale of Hino Motors' brand engines

Environmental Policies

1. Comply with statutory and regulatory requirements
2. Take personal ownership and responsibility for environmental protection endeavors
3. Enhance the effective use of resources and energy as the means for eliminating waste
4. Raise employee awareness of environmental protection
5. Promote continuous improvement in all Company activities

■ Data Based on Environment-Related Laws and Regulations

CO ₂ emissions	1,269 t-CO ₂
Incinerated waste	92 t
Direct landfill waste	0 t
Water usage	23,000 m ³

■ Acquisition of ISO and EMD Certification by Hino Motors Group

Certification Status at the Hino Motors Group

Subject companies		FY2008 Performance		
		No. of subject companies	No. of ISO registered companies	No. of dealers with EMD certification at all facilities
Domestic	Affiliated companies	23	21	-
	Suppliers (excluding Toyota Motor Corporation suppliers)	556	327	-

	Dealers	42	5	30
Overseas	Affiliated companies	8	5	-

■ FY2008 Major Environmental Data of Hino Motors Group Production Facility

■ CO₂ emission

(Unit: 1,000 tons-CO₂)

	FY2006	FY2007	FY2008
Hino Motors	209	205	168
Domestic affiliated production companies	110	125	100
Overseas affiliated production companies	31	34	30

■ Incinerated waste discharge

(Unit: tons)

	FY2006	FY2007	FY2008
Hino Motors	1,672	604	538
Domestic affiliated production companies	2,090	2,639	2,138
Overseas affiliated production companies	340	391	348

■ Direct landfill waste

(Unit: tons)

	FY2006	FY2007	FY2008
Hino Motors	20	0	5
Domestic affiliated production companies	7,188	4,534	3,822
Overseas affiliated production companies	1,655	1,755	1,583

■ Water usage

(Unit: 1,000 m³)

	FY2006	FY2007	FY2008
Hino Motors	2,032	2,164	1,880
Domestic affiliated production companies	1,654	1,616	1,368
Overseas affiliated production companies	408	468	448